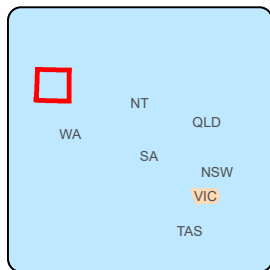
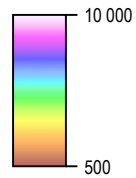


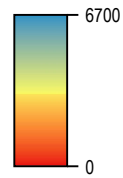
PP-3503-7



Base Triassic
Two-way time (ms)



Triassic Isochron
Two-way time (ms)



- Carbonate build-up
- - - Landward edge of volcanic clinoforms
- - - Steel Dragon structure
- Basin boundary
- Sub-basin boundary

Selected petroleum well

- ☼ Gas discovery
- Oil show
- ☼ Gas show
- ⊙ Dry hole
- Not classified



Includes data courtesy of PGS and TGS